











# EXACT

## Centre-grip cordless screwdrivers

- ▶ Precision Shut-off clutch exceeds ISO tolerance of ±10%
- ▶ Lightweight
- ▶ Broad torque range
- ▶ Trigger repeat protection
- ▶ LED/audible battery charge indicators disable tool when voltage drops below threshold; tool stays “in-process” regardless of battery condition
- ▶ LED/audible shut-off indicator provides operator feedback for clutch signal to confirm good/bad joint status
- ▶ Bright LED light for work area illumination
- ▶ All models feature trigger hand forward/reverse control
- ▶ Tools share many common parts
- ▶ Color rings are used to identify joint types on the assembly line
- ▶ Protective rubber cover available for quick-change bit holder
- ▶ Tool holding fixtures available
- ▶ All models can be hung from balancer using accessory hook

EXACT	Order number	Torque on hard joint per ISO 5393 (Nm)	Torque on soft joint per ISO 5393 (Nm)
<b>EXACT 2</b> very precise in the lower torque range 	0 602 490 433	0.6 – 2 (0.4 – 1.5 ft.-lbs.)	0.6 – 2 (0.4 – 1.5 ft.-lbs.)
	0 602 490 460	(US version of 0 602 490 433)	
	0 602 490 434	0.6 – 2 (0.4 – 1.5 ft.-lbs.)	0.6 – 2 (0.4 – 1.5 ft.-lbs.)
	0 602 490 450	(US version of 0 602 490 434)	
<b>EXACT 4</b> high speed for short cycle times 	0 602 490 437	1 – 4 (0.7 – 3 ft.-lbs.)	1 – 4 (0.7 – 3 ft.-lbs.)
	0 602 490 461	(US version of 0 602 490 437)	
	0 602 490 438	1 – 4 (0.7 – 3 ft.-lbs.)	1 – 4 (0.7 – 3 ft.-lbs.)
	0 602 490 451	(US version of 0 602 490 438)	
<b>EXACT 6</b> combination of speed and torque 	0 602 490 431	1 – 6 (0.7 – 4.4 ft.-lbs.)	1 – 6 (0.7 – 4.4 ft.-lbs.)
	0 602 490 462	(US version of 0 602 490 431)	
	0 602 490 432	1 – 6 (0.7 – 4.4 ft.-lbs.)	1 – 6 (0.7 – 4.4 ft.-lbs.)
	0 602 490 452	(US version of 0 602 490 432)	
<b>EXACT 7</b> slow screwdriver e.g. for hose clamps 	0 602 490 439	1.5 – 7 (1.1 – 5.2 ft.-lbs.)	1.5 – 7 (1.1 – 5.2 ft.-lbs.)
	0 602 490 464	(US version of 0 602 490 439)	
	0 602 490 440	1.5 – 7 (1.1 – 5.2 ft.-lbs.)	1.5 – 7 (1.1 – 5.2 ft.-lbs.)
	0 602 490 454	(US version of 0 602 490 440)	
<b>EXACT 8</b> power speed 	0 602 490 443	1.5 – 8 (1.1 – 5.9 ft.-lbs.)	1.5 – 8 (1.1 – 5.9 ft.-lbs.)
	0 602 490 466	(US version of 0 602 490 443)	
	0 602 490 444	1.5 – 8 (1.1 – 5.9 ft.-lbs.)	1.5 – 8 (1.1 – 5.9 ft.-lbs.)
	0 602 490 456	(US version of 0 602 490 444)	
<b>EXACT 9</b> high torque with low weight 	0 602 490 435	1.5 – 9 (1.1 – 6.7 ft.-lbs.)	1.5 – 9 (1.1 – 6.7 ft.-lbs.)
	0 602 490 463	(US version of 0 602 490 435)	
	0 602 490 436	1.5 – 9 (1.1 – 6.7 ft.-lbs.)	1.5 – 9 (1.1 – 6.7 ft.-lbs.)
	0 602 490 453	(US version of 0 602 490 436)	
<b>EXACT 12</b> highest torques 	0 602 490 441	1.5 – 12 (1.1 – 9 ft.-lbs.)	1.5 – 12 (1.1 – 9 ft.-lbs.)
	0 602 490 467	(US version of 0 602 490 441)	
	0 602 490 442	1.5 – 12 (1.1 – 9 ft.-lbs.)	1.5 – 12 (1.1 – 9 ft.-lbs.)
	0 602 490 457	(US version of 0 602 490 442)	
<b>EXACT 60</b> extremely slow speeds below 100 rpm 	0 602 490 469	1.5 – 5.5 (1.1 – 4.1 ft.-lbs.)	1.5 – 5.5 (1.1 – 4.1 ft.-lbs.)
	0 602 490 470	1.5 – 5.5 (1.1 – 4.1 ft.-lbs.)	1.5 – 5.5 (1.1 – 4.1 ft.-lbs.)
<b>EXACT 700</b> high speed and high torque 	0 602 490 447	1.5 – 8 (1.1 – 5.9 ft.-lbs.)	1.5 – 8 (1.1 – 5.9 ft.-lbs.)
<b>EXACT 1100</b> highest speed 	0 602 490 445	1 – 4 (0.7 – 3 ft.-lbs.)	1 – 4 (0.7 – 3 ft.-lbs.)
	0 602 490 446	1 – 4 (0.7 – 3 ft.-lbs.)	1 – 4 (0.7 – 3 ft.-lbs.)








C-EXACT	<b>EXACT</b>	BT-EXACT	SEC-EXACT	ACCESSORIES
---------	--------------	----------	-----------	-------------

No-load speed (min <sup>-1</sup> )	Bit holder	Battery specifications	Direction of rotation	Weight (kg / lbs)	Features	Included accessories
600	¼"	–	R/L	0.8 / 1.76	0.7 repeat protection	Torque adjustment tool light green color ring
600	¼"	9.6 V / 1.7 Ah	R/L	1.2 / 2.6	0.7 repeat protection	
900	¼"	–	R/L	0.8 / 1.76	0.7 repeat protection	Torque adjustment tool grey color ring
900	¼"	9.6 V / 1.7 Ah	R/L	1.2 / 2.6	0.7 repeat protection	
600	¼"	–	R/L	0.8 / 1.76	0.7 repeat protection	Torque adjustment tool black color ring
600	¼"	9.6 V / 1.7 Ah	R/L	1.2 / 2.6	0.7 repeat protection	
150	¼"	–	R/L	0.8 / 1.76	0.7 repeat protection	Torque adjustment tool white color ring
150	¼"	9.6 V / 1.7 Ah	R/L	1.2 / 2.6	0.7 repeat protection	
650	¼"	–	R/L	0.9 / 2.0	0.7 repeat protection	Torque adjustment tool orange color ring
650	¼"	12 V / 2.4 Ah	R/L	1.6 / 3.5	0.7 repeat protection	
350	¼"	–	R/L	0.8 / 1.76	0.7 repeat protection	Torque adjustment tool light blue color ring
350	¼"	9.6 V / 1.7 Ah	R/L	1.2 / 2.6	0.7 repeat protection	
400	¼"	–	R/L	0.9 / 2.0	0.7 repeat protection	Torque adjustment tool red color ring
400	¼"	12 V / 2.4 Ah	R/L	1.6 / 3.5	0.7 repeat protection	
60	¼"	–	R/L	0.8 / 1.76	0.7 repeat protection	Torque adjustment tool white color ring
60	¼"	9.6 V / 1.7 Ah	R/L	1.2 / 2.6	0.7 repeat protection	
700	¼"	– (Not included)	R/L	0.9 / 2.0	0.7 repeat protection	Torque adjustment tool orange color ring
1100	¼"	–	R/L	0.8 / 1.76	0.7 repeat protection	Torque adjustment tool grey color ring
1100	¼"	9.6 V / 1.7 Ah	R/L	1.2 / 2.6	0.7 repeat protection	

# ANGLE EXACT

## Cordless nutrunners

- ▶ Precision Shut-off clutch exceeds ISO tolerance of ±10%
- ▶ Lightweight
- ▶ Broad torque range
- ▶ Trigger repeat protection
- ▶ LED/audible battery charge indicator; same as T-grip
- ▶ LED/audible shut-off indicator; same as T-grip
- ▶ Bright LED light for work area illumination
- ▶ All models feature trigger hand forward/reverse control
- ▶ Tools share many common parts
- ▶ Color rings are used to identify joint types on the assembly line
- ▶ Protective rubber cover available for angle heads
- ▶ Uses same batteries/chargers as T-Grip models
- ▶ All models can be hung from balancer using suspension hook
- ▶ Tool weight with angle head and battery is 1.6kg/3.5 lbs

	Order number	Torque on hard joint per ISO 5393 (Nm)	Torque on soft joint per ISO 5393 (Nm)
<b>ANGLE EXACT 2</b> low torques and low speed: suitable for titanium screws 	0 602 490 647	0.7 – 2 (0.5 – 1.5 ft.-lbs.)	0.7 – 2 (0.5 – 1.5 ft.-lbs.)
<b>ANGLE EXACT 3</b> very precise in the lower torque range 	0 602 490 656	0.7 – 3 (0.5 – 2.2 ft.-lbs.)	0.7 – 3 (0.5 – 2.2 ft.-lbs.)
<b>ANGLE EXACT 7</b> very low speed: suitable for titanium screws 	0 602 490 669	2 – 7 (1.5 – 5.1 ft.-lbs.)	2 – 7 (1.5 – 5.1 ft.-lbs.)
<b>ANGLE EXACT 6</b> high speed 	0 602 490 639	1.5 – 6 (1.1 – 4.4 ft.-lbs.)	1.5 – 6 (1.1 – 4.4 ft.-lbs.)
	0 602 490 640	1.5 – 6 (1.1 – 4.4 ft.-lbs.)	1.5 – 6 (1.1 – 4.4 ft.-lbs.)
	0 602 490 641	1.5 – 6 (1.1 – 4.4 ft.-lbs.)	1.5 – 6 (1.1 – 4.4 ft.-lbs.)
	0 602 490 642	1.5 – 6 (1.1 – 4.4 ft.-lbs.)	1.5 – 6 (1.1 – 4.4 ft.-lbs.)
	0 602 490 652	1.5 – 6 (1.1 – 4.4 ft.-lbs.)	1.5 – 6 (1.1 – 4.4 ft.-lbs.)
<b>ANGLE EXACT 8</b> combination of speed and torque 	0 602 490 637	2 – 9 (1.5 – 6.7 ft.-lbs.)	2 – 8 (1.5 – 5.9 ft.-lbs.)
	0 602 490 638	2 – 9 (1.5 – 6.7 ft.-lbs.)	2 – 8 (1.5 – 5.9 ft.-lbs.)
	0 602 490 643	2 – 9 (1.5 – 6.7 ft.-lbs.)	2 – 8 (1.5 – 5.9 ft.-lbs.)
	0 602 490 644	2 – 9 (1.5 – 6.7 ft.-lbs.)	2 – 8 (1.5 – 5.9 ft.-lbs.)
	0 602 490 651	2 – 9 (1.5 – 6.7 ft.-lbs.)	2 – 8 (1.5 – 5.9 ft.-lbs.)
<b>ANGLE EXACT 15</b> high torque with very low weight 	0 602 490 635	2 – 15 (1.5 – 11 ft.-lbs.)	2 – 15 (1.5 – 11 ft.-lbs.)
	0 602 490 636	2 – 15 (1.5 – 11 ft.-lbs.)	2 – 15 (1.5 – 11 ft.-lbs.)
	0 602 490 650	2 – 15 (1.5 – 11 ft.-lbs.)	2 – 15 (1.5 – 11 ft.-lbs.)





C-EXACT	<b>EXACT</b>	BT-EXACT	SEC-EXACT	ACCESSORIES
---------	--------------	----------	-----------	-------------

No-load speed (min <sup>-1</sup> )	Angle head	Battery specifications	Direction of rotation	Weight (kg / lbs)	Features	Included accessories
110	–	–	R/L	1.0	0.7 repeat protection	Torque adjustment tool Housing wrench Suspension hook light-green color ring
420	–	–	R/L	1.0	0.7 repeat protection	Torque adjustment tool Housing wrench Suspension hook light-green color ring
110	–	–	R/L	1.0	0.7 repeat protection	Torque adjustment tool Housing wrench Suspension hook orange color ring
650	1/4" internal hexagon	–	R/L	1.2	0.7 s restart protection	Torque adjustment tool Housing wrench Suspension hook black color ring
650	1/4" internal hexagon	9.6 V / 1.7 Ah	R/L	1.6	0.7 s restart protection	
650	1/4" square	–	R/L	1.2	0.7 s restart protection	
650	1/4" square	9.6 V / 1.7 Ah	R/L	1.6	0.7 s restart protection	
650	–	–	R/L	1.0	0.7 s restart protection	
420	3/8" square	–	R/L	1.2	0.7 s restart protection	Torque adjustment tool Housing wrench Suspension hook orange color ring
420	3/8" square	9.6 V / 1.7 Ah	R/L	1.6	0.7 s restart protection	
420	1/4" square	–	R/L	1.2	0.7 s restart protection	
420	1/4" square	9.6 V / 1.7 Ah	R/L	1.6	0.7 s restart protection	
420	–	–	R/L	1.0	0.7 s restart protection	
250	3/8" square	–	R/L	1.2	0.7 s restart protection	Torque adjustment tool Housing wrench Suspension hook red color ring
250	3/8" square	9.6 V / 1.7 Ah	R/L	1.6	0.7 s restart protection	
250	–	–	R/L	1.0	0.7 s restart protection	

# ANGLE EXACT

## Cordless nutrunners




- ▶ See page 18 for features
- ▶ Tool weight with angle head and battery is 2.6kg/5.7 lbs

	Order number	Torque on hard joint per ISO 5393 (Nm)	Torque on soft joint per ISO 5393 (Nm)
<b>ANGLE EXACT 17</b> high speed 	0 602 490 675	6 – 17 (4.4 – 12.5 ft-lbs)	6 – 13 (4.4 – 9.6 ft-lbs)
	0 602 490 676	6 – 17 (4.4 – 12.5 ft-lbs)	6 – 13 (4.4 – 9.6 ft-lbs)
<b>ANGLE EXACT 23</b> good torque & speed 	0 602 490 673	7 – 23 (5.1 – 17 ft-lbs)	0.7 – 3 (5.1 – 14.8 ft-lbs)
	0 602 490 674	7 – 23 (5.1 – 17 ft-lbs)	0.7 – 3 (5.1 – 14.8 ft-lbs)
<b>ANGLE EXACT 30</b> high torque 	0 602 490 671	8 – 30 (5.9 – 22.1 ft-lbs)	8 – 28 (5.9 – 20.7 ft-lbs)
	0 602 490 672	8 – 30 (5.9 – 22.1 ft-lbs)	8 – 28 (5.9 – 20.7 ft-lbs)

# ANGLE EXACT CF

## Cordless nutrunners

The ANGLE EXACT CF models are designed for specialty crowfoot or tube nut heads not manufactured by Bosch. The CF models perform the same as standard models in forward, but limit power & run time in reverse to prevent head damage.

	Order number	Torque on hard joint per ISO 5393 (Nm)	Torque on soft joint per ISO 5393 (Nm)
<b>ANGLE EXACT 14 CF</b> high speed 	0 602 490 690	1.4 – 10 (1 – 7.4 ft-lbs) (w/o head)	1.4 – 10 (1 – 7.4 ft-lbs) (w/o head)
	0 602 490 693	5 – 16 (3.7 – 12 ft-lbs) (w/o head)	5 – 14.3 (3.7 – 10.5 ft-lbs) (w/o head)
<b>ANGLE EXACT 22 CF</b> good torque & speed 	0 602 490 691	5.7 – 21 (4.2 – 15.4 ft-lbs) (w/o head)	5.7 – 20 (4.2 – 14.8 ft-lbs) (w/o head)
	0 602 490 692	5.7 – 21 (4.2 – 15.4 ft-lbs) (w/o head)	5.7 – 20 (4.2 – 14.8 ft-lbs) (w/o head)

C-EXACT	<b>EXACT</b>	BT-EXACT	SEC-EXACT	ACCESSORIES
---------	--------------	----------	-----------	-------------

No-load speed (min <sup>-1</sup> )	Angle head	Battery specifications	Direction of rotation	Weight (kg / lbs)	Features	Included accessories
560	–	–	R/L	2.4 / 5.3	0.7 repeat protection	Torque adjustment tool Housing wrench Suspension hook white color ring
560	–	14.4 V / 2.4 Ah	R/L	1.5 / 3.3	0.7 repeat protection	
320	–	–	R/L	2.4 / 5.3	0.7 repeat protection	Torque adjustment tool Housing wrench Suspension hook orange color ring
320	–	14.4 V / 2.4 Ah	R/L	1.5 / 3.3	0.7 repeat protection	
220	– requires HD angle head	–	R/L	2.4 / 5.3	0.7 repeat protection	Torque adjustment tool Housing wrench Suspension hook red color ring
220	– requires HD angle head	14.4 V / 2.4 Ah	R/L	1.5 / 3.3	0.7 repeat protection	

No-load speed (min <sup>-1</sup> )	Angle head	Battery specifications	Direction of rotation	Weight (kg / lbs)	Features	Included accessories
350 (w/o head)	Custom head not supplied by Bosch	9.6 V (Not included)	R/L	1.0 / 2.2	0.7 repeat protection  Same specifications as ANGLE EXACT 15 in forward; reduced power in reverse	Torque adjustment tool Housing wrench Suspension hook red color ring
440 (w/o head)	Custom head not supplied by Bosch	14.4 V (Not included)	R/L	1.5 / 3.3	0.7 repeat protection  Same specifications as ANGLE EXACT 23 in forward; reduced power in reverse	Torque adjustment tool Housing wrench Suspension hook orange color ring
300 (w/o head)	Custom head not supplied by Bosch	14.4 V (Not included)	R/L	1.5 / 3.3	0.7 repeat protection  Same specifications as ANGLE EXACT 30 in forward; reduced power in reverse	Torque adjustment tool Housing wrench Suspension hook red color ring